



Workshops and courses – Fall 2021 (Part 1)

Welcome to Glasstronomy Studios' learning program. This calendar outlines *in Studio* and *Zoom* remote workshops and courses offered during September and October 2021. Part 2, featuring seasonal holiday projects, will be available in October. *Registration opens Tuesday, August 31, 2021.*

Levels of experience

Glasstronomy Studios hosts workshops for glass enthusiasts with varying levels of experience. Our workshop calendar includes something for everyone. Most of our membership levels qualify for discounts on our workshops and courses. Each workshop has a unique number assigned to it that also indicates the level of experience required. Please consider these designations when you register:

G – general – all levels welcome

B – beginner level (no glass cutting experience required)

I – intermediate level – must know how to safely handle standard glass tools

A – advanced level – must have participated in an applicable Studio intermediate level workshop or course

ZL – *Zoom* remote learning

Payment registration: To register, we currently accept payment in person (cash, Debit, MasterCard and Visa), by email (etransfer), or by phone (MasterCard and Visa). Please note that HST will be added to the listed fee at time of payment.

Cancellation policy: A Studio credit will be issued for cancellations up to 48 hours before start date. We regret that Studio credits will not be issued under the 48-hour threshold. Studio credits can be applied to a future purchase of a workshop or course.

COVID-19 health measures: Our team is fully-immunized against COVID-19 and we welcome individuals who have had two doses of any COVID-19 vaccine approved by the Government of Canada. At time of publication, all standard COVID-19 safety protocols remain in place and in practice.

Please follow Public Health Ontario's guidance: 1. Stay home if unwell; 2. Sanitize hands on entering Studio vestibule; 3. Wear face mask during time in Studio; 4. Maintain two-metre physical distancing; 5. Cough or sneeze into elbow.

Zoom learning: If you are not ready to join us in Studio, we have several offerings for those of you who have a home studio.

Workshops

I425

*Stained glass technique:
Bird on a branch*
Saturday, September 11,
2021, from 10 am to 4 pm
Fee: \$195 + HST (includes all
materials and one metal
armature)

Smile for the birdie! Whether on your windowsill or on your fence these birds are sure to bring a smile to your face whenever they catch your eye. Master three-dimensional hobby came construction and metal armatures during a fun-filled day of stained glass.



All materials and one metal armature included.

I426

*Fusing with Mica and
paint: Houseguest*
garden stake
Saturday, September 18,
2021, from 10 am to 4 pm
Fee: \$295 + HST (includes all
materials, pattern, and
project firing)

Could this be the scarecrow you've been looking for? Ha ha, either way this sparkling cute beastie will make you chuckle and may even divert some mischief too! Participants will learn how to pull Glassline paint and airbrush gold and silver Mica on black and white 96 COE sheet glass to create this fun and comical 12-inch round-bottomed garden stake.



*All materials, pattern, and project firing included.
Stake or stand optional.*

Optional


\$95 + HST | Garden stake

\$70 + HST | Table stand

B206

Beginner fusing
Thursdays, September 23 and
30, 2021, from 10 am to 12
pm
Fee: \$125 + HST (includes all
materials and project firings)

Play with colour and form as you explore the magic of fused glass art. Spend two mornings in our bright, spacious, and professionally-equipped studio while creating unique fused glass jewellery and a one-of-a-kind fused and slumped dish. Participants will learn about glass compatibility and volume control as well as glass cutting and shaping with our expert instructor.




Tool usage and all materials and project firings included.

G259ZL

*Fusing technique tutorial:
Playing with organics*
Saturday, September 25,
2021, from 10 to 11 am
Fee: \$35 + HST

Ooh, what else can we fire up in the kiln? During this one-hour Zoom tutorial participants will learn about firing organic material with fusing glass in the kiln. Things to consider, kiln temperatures, and post applications will also be covered.



G260ZL

*Bubble population
tutorial: Freeze and fire
leaves*
Saturday, October 2, 2021,
from 10 to 11 am
Fee: \$35 + HST

Eureka! How does *air* change the colour of glass when it is fired? What is the difference in colour when firing glass powder *versus* glass frit? What have bubbles got to do with it? Do these questions pique your interest? If so, join kiln guru Melanie Kidd for a one-hour Zoom tutorial of air *versus* colour in kiln firing. Freeze and fire and post application will also be covered.



B228

Fusing fun: Leafy dish set
Saturday, October 2, 2021,
from 1 to 4 pm
Fee: \$125 + HST (includes all
materials and project firings)

Colour and texture and form are the delights of kiln firing. In time for the Thanksgiving holiday, this workshop will explore the glass representation of the season's fallen leaves. Spend the afternoon in our bright and spacious Studio building your showstopper centrepieces. Make one 7-inch by 14-inch multi-coloured dish and a pair of 3-inch by 4-1/2-inch clear dishes. *Happy Thanksgiving!*



All materials and project firings included.

Beginner special: Sign up with a friend and you will each get 20% off your fee (\$100 + HST per person)


I427

Stained glass fun: CN Tower kaleidoscope

Saturday, October 16, 2021, from 10 am to 4 pm

Fee: \$195 + HST (includes all materials)

Retro is back in town! Welcome back this stained glass favourite with a tribute to Toronto's most recognizable landmark. Serving double duty as both a standalone and a handheld wonder, your *CN Tower* kaleidoscope will give you and others great delight. Participants will learn how to use double-sided mirror and sheet copper to create this iconic showpiece. Copper overlay technique and three-dimensional stained glass construction will also be covered. Get a jumpstart on your holiday gift giving with this feat of glass engineering.



*All materials included.
Fused glass skyline not included.*

G261

Fusing fun: Scrap casting

Saturday, October 23, 2021, from 10 am to 12 pm

Fee: \$95 + HST (includes all materials and project firing)

What can we do with all our carefully hoarded 96 COE fusing scrap? Cast it into shapes of course! Learn how to use Duraboard and durafiber to create unique forms and use up some of that scrap glass. Spend the morning in Studio or at home, forming and filling your one-of-a-kind shape. Firing schedules and Glassline overlay designs will also be covered. In Studio participants will create one fused 8-inch shape.



*Materials and project firing included
for in Studio participants only.*

G261ZL

Fusing fun: Scrap casting

Saturday, October 23, 2021, from 10 to 11 am

Fee: \$35 + HST (does not include materials or project firing)



G262

Fusing technique: Fused landscape

Saturdays, October 23, 2021, from 1 to 4 pm AND October 30, 2021, from 10 am to 12 pm

Fee: \$195 + HST (includes all materials, project firing, and frame)

A seasonal favourite as varied as the landscapes you have seen and admired. Join fusing guru Melanie Kidd in Studio or from home as she shares her special love of landscapes in glass during this two-session workshop. Using 96 COE glass powder and frit, and stabilizers participants will learn about impasto, frittage and multi-layering to create a 5-inch by 7-inch framed fused glass landscape. Bring a source photo for the design discussion.



Materials, project firing, and frame included for in Studio participants only.

G262ZL

Fusing technique: Fused landscape

Saturdays, October 23, 2021, from 1 to 3 pm AND October 30, 2021, from 10 to 11 am

Fee: \$125 + HST (includes CMC gum and frame)

Zoom participants can pick up CMC gum and frame from Studio. All other materials and project firing are not included.



Courses

A426

Advanced fusing: Pattern bars

Thursdays, September 16, 23 and 30, 2021, from 7 to 10 pm

Fee: \$495 + HST (includes fibre and project firings) + 96 COE sheet glass

It's time for a revolution! Revolution XT that is! During this three-week course participants will learn how to create pattern bars in three different ways and then use the Gemini Revolution XT and the Taurus 3 ring saws to slice and dice them. Loose fibre damming, glass combing, and stainless steel damming will also be covered. Participants will use the material they make during the first two weeks to create several pieces that showcase uniquely dynamic patterns.



Maximum: Four participants

Fibre and project firings included and use of steel, combing, and cutting equipment. 96 COE sheet glass not included.

G258

*Fusing technique: Level 1
| All about aperture*

pours

**Thursday, October 14, 2021,
from 7 to 10 pm**

**Fee: \$245 + HST (includes all
materials and project firings)**

What do vitrigraph stringers, murrine, and pot and screen melts have in common? They are all produced with fusing glass under very, very, high heat in our kilns. As fused glass enthusiasts, nothing is more exhilarating than watching glass flow and form under these conditions to create original material to use in our other kiln-formed projects. Using 96 COE glass, participants will explore different crucibles and combinations with hands on experimentation of this exciting technique. Each participant will make one 8-inch screen melt, one 8-inch multi-aperture pour, three 4-inch pot melts, and an assortment of vitrigraph stringers and murrine.



All materials and project firings included.

B209

*Beginner stained glass:
Panel*

**Thursdays, October 14, 21,
and 28, 2021, from 10 am to
12 pm**

**Fee: \$175 + HST (individual
tool kits for use during the
course and all project
materials included)**

Welcome to stained glass! Bright and engaging, stained glass is a wonderful medium to inspire creativity and relaxation. This three-week course includes hands on instruction in traditional lead came stained glass in our spacious and fully-equipped studio. Participants will learn how to safely handle, cut and break sheet glass, and lead and glaze an 8-inch x 10-inch stained glass panel.



Individual tool kits for use during the course and all project materials included.

I424

*Fusing technique: Playing
with reactives*

**Thursdays, October 21 and
28, 2021, from 7 to 10 pm**

**Fee: \$325 + HST (includes all
materials and project firings)**

Glass chemistry? Yes, indeed! Glass is made of minerals and other raw materials that can be refired to create new colours and unique results. For the more advanced fuser ready to explore these surprising reactions, glass manufacturers have designed material that reacts when combined with standard colours and fired under high heat. Play the “mad scientist” and join us in Studio for two nights of experimentation and exploration of 96 COE red and vanilla reactive material. Using sheet glass, powder, and frit, participants will cast, comb, flow and learn all about glass reactives. Each participant will make one 8-inch cast piece, four rondels, combed jewellery and other fun test pieces.



All materials and project firings included.

General Studio activities:

Open Studio

**Non-member, Artist,
Community, and Instructor
level member fee: \$25 + HST
(Free to Studio level
members)**

If you are looking to catch up on unfinished projects or want to start a new one, you can get some guidance during these sessions. No reservations are necessary, but please adhere to COVID-19 safety protocols.

Upcoming sessions:

Saturday, September 25, 2021, from 1 to 4 pm

Saturday, October 30, 2021, from 1 to 4 pm

Thanksgiving break

Saturday, October 9, 2021

The Studio is closed.

For more information or to register:

Glasstronomy Studios
2600 John St., Unit 108
Markham ON L3R 3W3

t 905.415.9777

e info@glasstronomystudios.ca

w www.glasstronomystudios.ca

Photo credit: E. Beecham (A426; B206; B209; B228; G258; G259ZL; G260ZL; G261/ZL; G262/ZL; I424; I425; I426; I427)

ISD: FA2021P1