

## Workshops and courses – Fall 2017

### Levels of experience

Glasstronomy Studios hosts workshops for glass enthusiasts with varying levels of experience. Our workshop calendar includes something for everyone. Most of our membership levels qualify for discounts on our workshops and courses.

Each workshop has a unique number assigned to it that also indicates the level of experience required. Please consider these designations when you register:

**G** – general – all levels welcome      **B** – beginner level (no glass cutting experience required)  
**I** – intermediate level (glass cutting experience required)      **A** – advanced level (glass cutting experience required)

**Please note:** Prerequisite workshops may be required for certain workshops. Unless otherwise indicated, materials and firings are included in the listed fees. HST will be added to the listed fee of each course and workshop.





Fused workshops use 96 COE glass and compatible products.

Studio tools are available for use during a workshop session.

**Cancellation policy:** Refunds will be issued up to one week before the workshop or course start date. A Studio credit will be issued for cancellations up to 48 hours before start date.

### Workshops

These Saturday daytime workshops are offered as morning, afternoon, or full day sessions. Some may span more than one Saturday.

<p><b>G213</b>  <i>Glass casting technique:</i>  <i>Fallen leaves</i>            Saturday, September 23, 2017            10 am–4 pm   Fee: \$175 + HST</p>	<p>Explore the freedom of casting glass into irregular shapes. Participants will learn how to carve duraboard to create four detailed maple leaf moulds. After coating the moulds with spray release, the leaves will be cast using 96 COE fine, medium, and coarse glass frit.</p>	
<p><i>Optional:</i> Once fired, the leaves can be fused together or slumped individually ready to enjoy the spirit of the changing seasons.</p>	<p></p>	
<p><b>I379</b>  <i>Mould making technique:</i>  <i>Cake stand</i>            Saturday, September 30, 2017            10 am–4 pm   Fee: \$175 + HST + dichroic glass (optional)</p>	<p>Join fusing guru, Melanie Kidd, as she reveals how this unique fused and draped 11-inch diameter glass cake stand is fired in one kiln firing. With a decorative edge and embossed plate, this piece is sure to add glamour to your holiday table setting. Mould preparation and construction will also be covered.</p>	
<p><i>Participants must have fusing experience</i></p>	<p>2 sq. ft. clear 96 COE, duraboard, durafibre, kiln paper, mould release, and firing included.</p>	

**I380**

*Fusing fun: Glow-in-the-dark Halloween garden stake*

Saturday, October 14, 2017  
10 am–4 pm | Fee: \$275 + HST

*Participants must be proficient at cutting glass but beginner fusers are welcome*

A fun and spooky addition to your Halloween decor, this 12-inch x 18-inch fused glass character garden stake will glow in the dark! Participants will learn how to incorporate aqua and yellow glow-in-the-dark pigment into fused glass to create eyes, outlines, words, and spooky critters that will fluoresce once darkness sets in.

All 96 COE glass, stringers, and accessories, glow pigment, firing, and wrought iron stand included.

**G214**

*Copper overlay technique: Festive candle screen*

Saturday, October 21, 2017  
10 am–4 pm | Fee: \$115 + HST + 1 sq. ft. stained glass

A beautiful piece of glass is the perfect backdrop for a silhouette story. Using copper sheet foil, participants will learn how to apply, solder, and finish a cut copper design on glass to create a mirror based candle screen. Whether used as a silhouette or to create details otherwise too detailed to cut from glass, this useful technique is a must have addition for any stained glass repertoire. Basic box construction will also be covered.

Mirror base, 1 sq. ft. copper sheet foil, copper foil, solder, and chemicals included.

**A415**

*Advanced fusing: Holiday wreath*

Saturdays, October 28, November 4, and 11, 2017  
10 am–4 pm | Fee: \$495 + HST + 96 COE sheet glass (flowers: 3-1/2 sq. ft., leaves: 4-1/4 sq. ft., pine cones: 1/3 sq. ft.)

96 COE sheet glass kits are available for purchase:  
**Member: \$225 + HST**  
**Non-member: \$275 + HST**

*Limited to six participants only*

This is the season's showstopper! Advanced fusers can put their skill and patience to the test while creating this 24-inch diameter fused glass wreath. During the first two days, participants will create the multiple elements displayed in this completely unique holiday piece. Durafibre mould making and vitrigrapp cane twisting will also be covered. Participants will return the third week to wire all their elements into a wreath adding fairy lights, garland, and burlap ribbon. All we can say is, "Wow!"

All firings, duraboard, durafibre, and non-glass elements (wreath form, burlap, garland, wire, fairy lights, batteries, clay pot) are included.


**G221**

*Beginner fusing: Fused glass dish*

Saturday, November 11, 2017  
1–4 pm | Fee: \$115 + HST

Join the world of fused glass art in our fully-equipped Studio. With professional instruction, participants will learn about glass compatibility and volume control while producing a one-of-kind 8-inch square slumped glass dish. Glass cutting and basic kiln firing will also be covered.

All 96 COE glass materials and firings included.

**G215**

*Fusing fun: Decorative place cards*

Saturday, November 18, 2017  
10 am–4 pm | Fee: \$175 + HST

The high detail that can be achieved in glass fusing is one of the many reasons it has become the most popular form of art glass. Using 96 COE crushed glass, pulled glass, and snipped glass, participants will create twelve place cards with rewritable space for their guests' names—whichever group joins the table.

All 96 COE glass materials and firings included.



**I381**  
*3D stained glass  
technique: Heads and  
tails desk set*  
Saturday, November 25, 2017  
10 am–4 pm | Fee: \$125 + HST

The rolled edges of Uroboros art glass inspired the open foil construction of these functional and fun desk sets. Participants will learn the stained glass techniques of three-dimensional construction and basic decorative soldering. On the day, choose from a selection of Uroboros “Heads and tails” and create a business card stand and utensil holder.



Uroboros head and tail, copper foil, solder, and chemicals included.

**G216**  
*Fusing fun: Mini glass  
game stocking stuffers*  
Saturday, December 2, 2017  
10 am–4 pm | Fee: \$115 + HST

96 COE fused glass *dominoes, tangram, and tic tac toe* sets are sure to please the kids in your life or the young at heart. Spend the day creating these miniature favourites using the mini kilns. Once fired they will be stored in draw-string bags for easy gift giving and travel entertainment.



96 COE glass and accessories, and all firings included.



**I382**  
*Fusing fun: New year's  
demi-mask*  
Saturday, December 9, 2017  
10 am–4 pm | Fee: \$175 + HST

A new take on a long-standing Studio favourite, these New Year's Eve-inspired fused glass demi-masks will add fun and flare to your holiday festivities. With the addition of a hand post, this demi-mask is functional, light weight, and adorable. Using 96 COE glass and accessories, participants will create one fused and slumped demi-mask. You can choose from several patterns.



96 COE glass and accessories, all firings, and steel hand post included.



## Courses

These Thursday evening courses give you the opportunity to focus on a single project or a series of techniques over several weeks.

**B220**  
*Beginner fusing, mosaic,  
and stained glass: Art glass  
exploration*  
Thursdays, September 21, 28,  
October 5, 12, 19, and 26, 2017  
7–10 pm | Fee: \$325 + HST

Welcome to the wonderful world of art glass! During this six-week course, participants will explore the many facets of art glass.

Learn how to safely break and shape glass while creating a stained glass sun catcher that will be copper foiled and soldered.

Explore glass fusing using 96 COE glass and accessories. Participants will learn how to use the mini kilns to create fused glass cabochons. Using glass powder, frit and stringers, participants will also create a 4-inch x 6-inch glass landscape.

Complete the exploration in art glass by creating a traditional 12-inch x 16-inch mosaic mirror.

The skills and best practices learned during this course will enable you to further explore glass in other workshops offered in Studio or on your own.

All materials, tool use, and firings included.



## A416

### *Advanced fusing: A sampling of advanced techniques*

Thursdays, November 2, 9, 16, 23, and 30, 2017

7–10 pm | Fee: \$395 + HST

The beauty of glass fusing comes from the endless creative and different ways one can manipulate glass under heat. During this intensive five-week course, participants will explore techniques using glass impasto, Glassline paint, mica, and frit:

*Glass impasto:* Create a painterly effect by turning glass powder to paste

*Glassline paint:* Use this slip-based paint that fires to a glossy finish

*Mica:* Capture this shiny silicate mineral in glass for a metallic effect

*Frit:* Create pictures using crushed and pulled glass

Creating a sampler of each technique, participants will then assemble them into a 12-inch x 18-inch fused glass serving tray with a mirror image design. Duraboard drop mould making will also be covered.

96 COE glass, accessories, and firings included.



Examples of glass impasto



Examples of Glassline paint



Examples of mica



Examples of frit

## Members' only events (Artist, Community+, Instructor, and Studio levels)

Sunday, October 22, 2017  
2–4 pm | RSVP by October 18, 2017

### *Tools, tools, tools*

Join us for an afternoon of tool maintenance. Learn how to take care of your own hand tools and help us put the Studio tools you use to rights. To thank you for your trouble, learn how to make some yummy looking vitrigraph candy canes—with no calories!

Sunday, November 26, 2017  
2–4 pm | RSVP by November 15, 2017

### *Felting demo ... with Mina Woodruff*

Welcome back fibre artist, Mina Woodruff, for an afternoon of whimsical fun. Her last visit was such a hit we have asked for an encore. It's an activity not to be missed!

Saturday, December 16, 2017  
11 am–2 pm | RSVP by December 13, 2017

### *Holiday pot luck lunch*

Celebrate the season and toast to a year of glass successes before we break for the holidays. Significant others are welcome.

## Holiday closure

Saturday, October 7, 2017

*Thanksgiving weekend*

Saturday, December 23, 2017,  
to Monday, January 8, 2018,  
inclusive

*Christmas break*

## For more information:

Glasstronomy Studios  
2600 John St., Unit 108  
Markham ON L3R 3W3

t 1.855.415.9777  
e [edu@glasstronomystudios.ca](mailto:edu@glasstronomystudios.ca)  
w [glasstronomystudios.ca](http://glasstronomystudios.ca)