

Workshops and courses – Winter 2015

Levels of experience

Glasstronomy Studios hosts workshops for glass enthusiasts with varying levels of experience. Our workshop calendar includes something for everyone. Most of our membership levels qualify for discounts on our workshops and courses.

Each workshop has a unique number assigned to it that also indicates the level of experience required. Please consider these designations when you register:






G – general — all levels welcome **B** – beginner level (no glass cutting experience required)
I – intermediate level (glass cutting experience required) **A** – advanced level (glass cutting experience required)





Please note: Prerequisite workshops may be required for certain workshops. Unless otherwise indicated, materials and firings are included in the listed fees. HST will be added to the purchase of each course and workshop. Some general workshops are open to youth participants (14 years+) where accompanied by a participating adult. Fused workshops use System 96 glass and compatible products. Studio tools are available for use during a workshop session.

Cancellation policy: Refunds will be issued up to one week before the workshop or course start date. A Studio credit will be issued for cancellations up to 48 hours before start date.

Workshops




These Saturday daytime workshops are offered as morning, afternoon, or full day sessions. They may span more than one day.

<p>G164 <i>Frit lights</i> Saturday, January 10, 2015 10 am–12 pm Fee: \$55</p>	<p>Cozy in for the winter with these organic pieces made of frit. Choosing from a wide variety of coarse frit, you will create one large draped candle cup and two mini cups. Draping technique will also be covered. Beginners are welcome.</p>	
<p>G165 <i>Combed dish</i> Saturday, January 10, 2015 OR Saturday, January 31, 2015 1–4 pm Fee: \$75</p>	<p>Who wants to play with hot molten glass? In this exciting fused glass workshop, you will learn how to prepare and damp opals for open kiln combing. Students will also learn how to safely handle the kiln and equipment needed to manipulate the glass in its molten state and create one 5-inch combed dish. Space is limited to three students per session. <i>Please note multiple dates.</i></p>	
<p>A408 <i>Advanced Morton: big bad bowl</i> Saturday, January 17, 2015 10 am–4 pm Fee: \$115 + cost of coloured glass</p>	<p>Practice makes perfect! This intense one-day workshop is for anyone who has already taken a beginner Morton System workshop or tutorial and wants more practice. Using a combination of angles and shapes, you will create a fused and slumped 14-inch round bowl with a repetitive geometric pattern in complimentary or contrasting colours. Students must bring their own systems and boards or rent a studio set for the day (\$15). 14-inch white glass base and firings included. <i>Additional glass not included.</i></p>	
<p>G166 <i>Fused wave lamp</i> Saturday, January 24, 2015 10 am–4 pm AND Saturday, January 31, 2015 10 am–12 pm Fee: \$165</p>	<p>Nothing compares to the beauty of light passing through. In this two-day workshop, you will use cathedral colours to create an 8-inch x 10-inch piece that will be tack fused and slumped onto a wave mold. Return the following week to create a glass base for display and light assembly. Glass cutting experience is required, and beginner fusers are welcome!</p>	
<p>I135 <i>Fused demi mask</i> Saturday, February 7, 2015 10 am–4 pm Fee: \$115</p>	<p>Spend the day in the spirit of Mardi Gras and create a festive character mask in fused glass. Using glass and accessories, you will create a multi-layered piece that will be fired and slumped for form and function. Using fiber and kiln wash, each mask will be enhanced with facial-like features.</p>	

<p>B203 <i>Beginner stained glass: crash course</i> Saturday, February 14, 2015 10 am–4 pm Fee: \$75 <i>Couples special two for \$125</i></p>	<p>Happy Valentine’s Day! Welcome to the wonderful world of glass. In this intense one-day crash course, you will be taught Studio safety, glass cutting and shaping, copper foil technique and soldering. Students will create two stained glass sun-catchers.</p>	
<p>G167 <i>Waste not, have lots! A day of aperture pours</i> Saturday, February 21, 2015 10 am–4 pm Fee: \$150</p>	<p>The beauty of glass fusing is there is no waste. Every piece, no matter how small, can be used to create beautiful artwork or material. Spend the day in Studio recycling our scrap glass into a multitude of aperture creations. Use the vitrograph kiln to create your own stringers, rods and unique “millifiori”. In the afternoon, learn how to collect the flow while making pendant pours, pot melts, and for the grand finale: a screen melt.</p>	
<p>G168 <i>Fused and funky wall clock</i> Saturday, February 28, 2015 10 am–4 pm Fee: \$125</p>	<p>Dress up your space with a fun and colourful fused glass mosaic. Using compatible glass, students will learn how to mimic the traditional effect of mosaic without the mess and with the added fun of pings and strings. Students will create a 10-inch x 16-inch wall clock. Once fired pieces will be drilled and mounted with a clock mechanism ready to hang. Beginners are welcome.</p>	
<p>B206 <i>Beginner fusing</i> Saturday, March 7, 2015 10 am–4 pm Fee: \$95</p>	<p>Join the world of fused glass art in our fully equipped Studio. Participants will learn about glass compatibility and volume control while producing unique glass jewellery and a one-of-kind slumped glass dish. Glass cutting and mini-kiln firing will also be covered.</p>	

Courses

These Thursday evening courses give you the opportunity to focus on a single project over several weeks.

<p>I136 <i>Fused glass fabric</i> Thursdays, January 8 and 15, 2015 7–10 pm Fee: \$195</p>	<p>Glass fusing is creative and the ways to manipulate are endless. Textiles have inspired this latest fun. During this two-week course you will use glass to create quilt-like patterns, pompoms and three-dimensional weaves. Students will complete several unique fused pieces from the fabric they create on the first evening. No beginners please.</p>	
<p>I137 <i>Photo in fused glass</i> Thursdays, January 22 and 29, 2015 7–10 pm Fee: \$175</p>	<p>Beautiful photos are an inspiration and have fueled our recent challenges in fused glass. During this two-week course you will learn how to separate background from foreground to create an artistic glass representation of your favourite photos using compatible glass and accessories. Students must bring a selection of 4-inch x 6-inch photographs and will choose one to rebuild and fuse for framing.</p>	
<p>G153 <i>Pattern design 101</i> Thursdays, February 12, 19, and 26, 2015 7–10 pm Fee: \$95 <i>No drawing experience is necessary</i></p>	<p>Try your hand at pattern design with professional guidance. During this three-week course you will learn how to use design sprints and effectively brainstorm your ideas, and how to consider frame allowances, structural support, and break lines. Participants will produce one 16-inch x 24-inch stained glass pattern from start to finish.</p>	

Upcoming members’ only events

These events are open to all Artist, Community+, Instructor and Studio members without cost.

An afternoon with ...
Sunday, January 25, 2015 | 2–4 pm

Mixed doubles
Sunday, February 22, 2015 | 2–4 pm

For more information:

Glasstronomy Studios
2600 John St., Unit 108
Markham ON L3R 3W3

t 1.855.415.9777
e edu@glasstronomystudios.ca
w glasstronomystudios.ca

Photo credits: Elizabeth Beecham (B206, G153); Melanie Kidd (A408, B203, G164, G165, G166, G167, G168, I135, I136, I137)

ID: WB2015WG